



# NESICON 2024

*Towards the future.....*



28th March - 30th March 2024 | Hotel Taj Lands End, Bandra, Mumbai

ENDOSCOPIC  
SPINE SURGERY

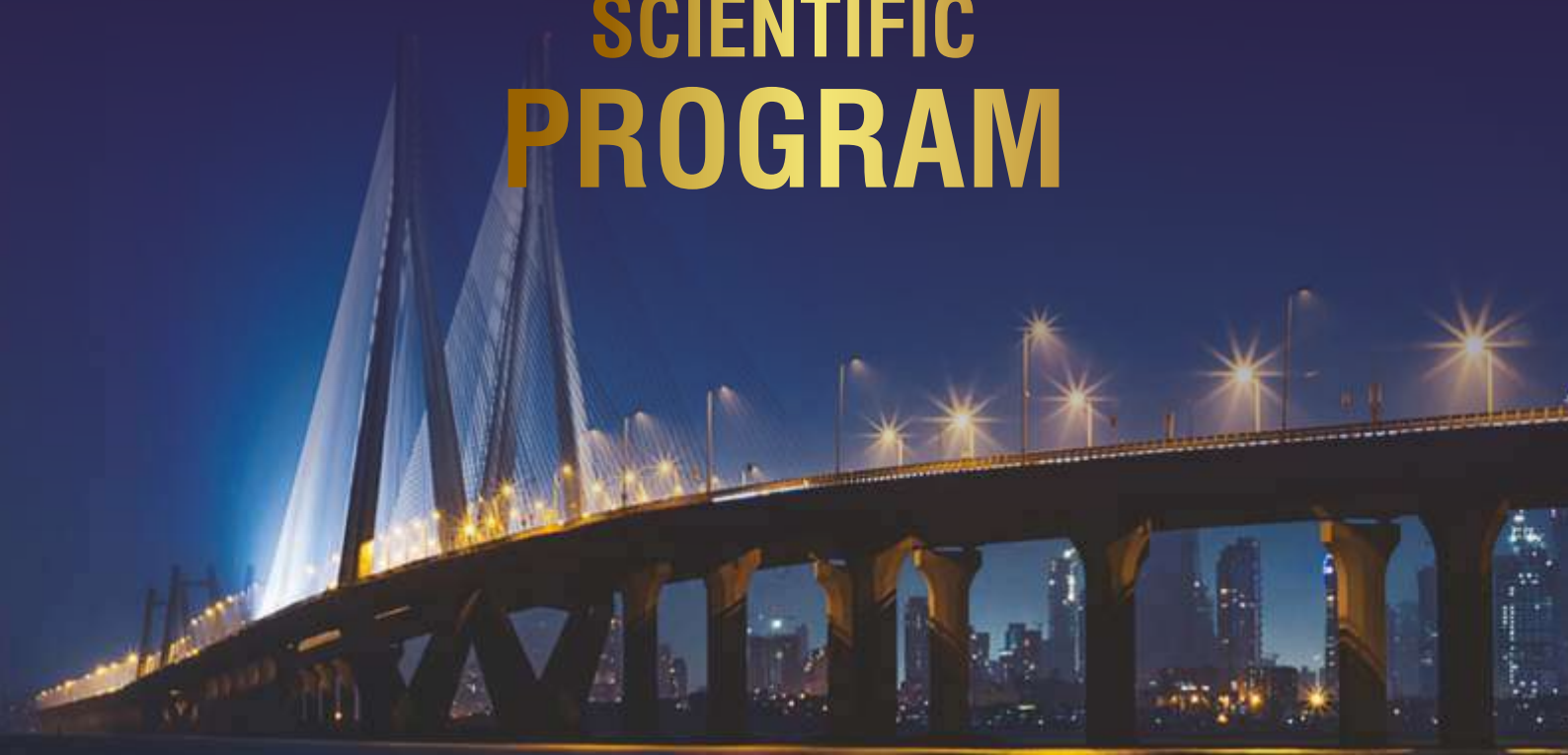
ENDOSCOPIC  
KEY HOLE BRAIN SURGERY

ENDOSCOPIC  
SKULL BASE SURGERY

**10<sup>th</sup>**

**Anniversary Conference  
of Neuroendoscopy Society,  
India**

**SCIENTIFIC  
PROGRAM**



# Welcome Message

from



**ORGANISING  
CHAIRMAN**

**Dr. C. E. Deopujari**



**CO - ORGANISING  
CHAIRMAN**

**Dr. Suresh Sankhla**



**ORGANISING  
SECRETARY**

**Dr. Jayesh Sardhara**

“

Dear Friends,

Season's greetings and warm wishes from the “City of Dreams”- MUMBAI.

NESICON 2024 - The Annual Conference of Neuroendoscopy Society of India shall be held in Mumbai, India from 29th March - 30th March 2024. The program will include 4 pre- and postconference workshops and 2 days' scientific conference on Endoscopic brain and spine surgery.

On behalf of organising team, it brings us immense pleasure to invite you to NESICON 2024, one of the greatest academic events of the year with largest academic confluence- to be attended by 300 + delegates, 50 + faculty members from across the globe, and 25 + industry partners. This megaevent will also offer hands on proficiency, learning experience with peers from the masters in endoscopic skull base and spine surgery, key hole ventricular and brain surgery.

NESICON 2024 shall witness comprehensive erudition on various aspects of full endoscopic brain and spine surgery. Detailed deliberations from international faculty shall be complemented with hands on experience, round table discussions, case-based discussions, technique related assemblies and interactive meet the master sessions. More emphasis will be given to surgical technique, complications and management strategy. Free paper sessions, best surgical video technique, innovative ideas, how I do it sessions shall allow young surgeons to introduce research and innovations to the world of minimally invasive brain and spine surgery.

Three hands-on cadaveric workshops (20 seats each), and 100 Instructional course lectures and one live endoscopic surgery operative workshop during this event shall provide one on one interactive learning and add to the knowledge platter. Moreover, Fun filled cultural dinner nights shall showcase our hospitality.

We look forward to hosting you for the academic extravaganza in the “City of Dreams - Mumbai” and set the standards higher for academic's fun and frolic @ NESICON 2024 Mumbai.

Block your dates and register soon!!

Welcome to NESICON 2024.



”



# Welcome Message

from

**NESI**  
**PRESIDENT**

**Dr. Satnam S. Chhabra**

Dear Members of the Neuroendoscopy Society of India,

I am delighted to extend my warmest congratulations to each and every one of you on the momentous occasion of the 10th anniversary of the Neuroendoscopy Society of India. This significant milestone marks a decade of dedication, innovation, and excellence in the field of neuroendoscopy in our great nation.

Over the past ten years, the Neuroendoscopy Society of India has made remarkable strides in advancing the practice of neuroendoscopy, fostering collaboration among professionals in the field, and enhancing the quality of patient care. Your commitment to research, education, and advocacy has not only elevated the standards of neuroendoscopy in India but has also contributed to the global advancement of this specialized area of medicine.

As we celebrate this important anniversary, I want to express my heartfelt appreciation to all the members, who have contributed their time, expertise, and passion to the society. Your dedication and hard work have been instrumental in shaping the success and reputation of the Neuroendoscopy Society of India.

I am confident that the next decade will bring even greater achievements, growth, and opportunities for our society. By continuing to collaborate, innovate, and uphold the highest standards of excellence, I have no doubt that the Neuroendoscopy Society of India will further solidify its position as a leader in the field of neuroendoscopy.

Once again, congratulations to each and every one of you on this remarkable milestone. I look forward to witnessing the continued success and impact of the Neuroendoscopy Society of India in the years to come.

Warm regards,

**Satnam S Chhabra**

President of the Neuroendoscopy Society of India





# Welcome Message

from

**NESI  
HON SECRETARY**

**Dr. Ramesh Teegala**

Dear Esteemed Colleagues,

It is with great pleasure that I welcome you all to the 10th Annual Neuroendoscopy Society - India Conference, set to convene in the vibrant city of Mumbai from the 28th to the 31st of March 2024. This milestone event marks a decade of collaborative efforts, advancements, and camaraderie within the neuroendoscopy community.

Over the past ten years, our society has continuously strived to foster excellence in neuroendoscopy, pushing the boundaries of innovation and clinical practice. This annual gathering serves as a testament to our unwavering commitment to advancing the field, nurturing professional development, and enhancing patient care.


The theme of this year's conference, "Towards the future", encapsulates our collective pursuit of pushing beyond current frontiers, embracing emerging technologies, and refining techniques to address the evolving challenges in neurosurgery. Through a rich tapestry of scientific sessions, workshops, and interactive discussions, we aim to facilitate the exchange of knowledge, experiences, and insights among renowned experts, budding professionals, and allied healthcare stakeholders.

As we converge in Mumbai, a melting pot of culture, innovation, and heritage, I encourage each of you to seize this opportunity to network, collaborate, and forge lasting connections. Let us harness the collective wisdom and passion within our community to chart a course towards a future where every patient receives the highest standard of neuroendoscopic care.

On behalf of the organizing committee, I extend my heartfelt gratitude to our esteemed speakers, sponsors, exhibitors, and attendees for their invaluable contributions in making this event possible. Together, let us embark on this journey of discovery, learning, and collaboration, as we continue to redefine the boundaries of neuroendoscopy excellence. I look forward to welcoming you all to Mumbai for what promises to be a memorable and enriching experience.

Warm regards,

**Dr. Ramesh Teegala**  
**Honorary Secretary, Neuroendoscopy Society - India**





## SCIENTIFIC COMMITTEE



**Dr. Deepu Banerji**



**Dr. Vikram Karmarkar**



**Dr. Rushabh Chheda**



**Dr. Krishna Shroff**

## CO - ORGANISING SECRETARIES



**Dr. Chandan Mohanty**



**Dr. Gurneet Singh Sawhney**

## WORKSHOP INCHARGE



**Dr. Vernon Velho**



**Dr. Batuk Diyora**

## TREASURER



**Dr. Apurva Prasad**



# NESI COMMITTEE



**Dr. Satnam S. Chhabra**  
President



**Prof. Ashish Suri**  
President Elect



**Dr. Ramesh Teegala**  
Hon. Secretary



**Prof. S. S. Dhandapani**  
Treasurer



**Dr. Ashish Tandon**  
Executive Member



**Dr. Roopesh Kumar**  
Executive Member



**Dr. Ashis Pathak**  
Past President



## EDUCATION COMMITTEE

Dr. Abhay Kumar

Dr. Shraddha Maheshwari

Dr. Sumeet Pawar

Dr. Abidha Shah

Dr. Mazda Turel

Dr. Hrushikesh Kharosekar

Dr. Anshu Warade

Dr. Harish Naik

Dr. Nitin Dange

Dr. Suyash Singh

Dr. Ashutosh Kumar

Dr. Shankar Athwale

## REGISTRATION COMMITTEE

Dr. Kavin Devani

Dr. Prakash Palave

## TECHNICAL COMMITTEE

Dr. Neeraj Singh

Dr. Survindar Rai

## AUDIOVISUAL COMMITTEE

Dr. Yogesh Sawakare

Dr. Amit Aiwale

Dr. Saurav Samantaray

## ACCOMMODATION COMMITTEE

Dr. Ravi Sangle

Dr. Anish Gandhi



# FLOOR PLAN





10th Anniversary Conference of  
Neuroendoscopy Society, India



# NESICON 2024

*Towards the future.....*

Pre Conference Cadaveric Workshop  
28<sup>th</sup> March, 2024

Conference  
29<sup>th</sup> - 30<sup>th</sup> March, 2024

Venue: Hotel Taj Lands End, Bandra, Mumbai



## COURSE FACULTY

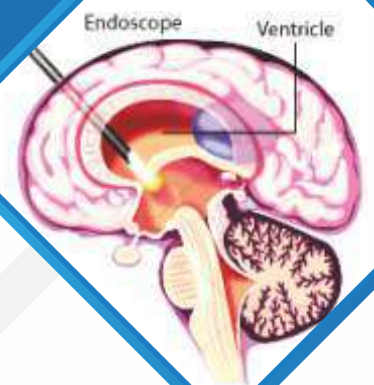
Abhaya Kulkarni  
Artur Da Cunha  
C Deopujari  
Kazuhito Takeuchi  
Ramesh Teegala  
Samer Elbabaa  
Stefan Wolfsberger  
Subodh Raju  
V Karmarkar

## IMMAST VENTRICULAR ENDOSCOPY COURSE

**Date:** 28<sup>th</sup> March 2024 | **Time:** 8.00am to 4.00pm

**Venue:** IMMAST, Poonam Chambers II,  
Opp. ATRIA MALL, Worli, Mumbai

**Course Directors:**  
C Deopujari and V Karmarkar



# PROGRAM HIGHLIGHTS

- ENDOSCOPIC THIRD VENTRICULOSTOMY • ENDOSCOPIC VENTRICULAR BIOPSY
- ENDOSCOPIC VENTRICULAR TUMOR SURGERY • FLEXIBLE ENDOSCOPY
- ENDOSCOPIC VENTRICULAR HEMATOMA EXCISION

## Program

Time	Topic	Faculty
8:00 - 8:30 am	Registration	
8:30 to 9:00 am	<b>Introduction: Dr Deopujari (15 Min)</b>	
9:00 - 9:15 am	Ventricular Endo Anatomy	Vikram Karmarkar
9:15 - 9:30 am	ETV Technique	Ramesh Teegala
9:30 - 9:45 am	Surgical factors determining outcome/ success	Abhaya Kulkarni
9:45 - 10:00 am	Complications of Ventricular Endoscopy	Samer Elbabaa
10:00 - 10:15 am	Complex Hydrocephalus	Artur Da Cunha
10:15 - 10:45 am	<b>Tea Break</b>	
10:45 - 11:45 am	<b>Hand Eye Coordination Session:</b>	
11:45 - 12:00 pm	Flexible endoscopy	Subodh Raju
12:00 - 12:30 pm	Secondary Third Ventriculostomy	Chandrashekar Deopujari
12:15 - 12:30 pm	Navigation for ventricular endoscopy and Biopsy	Stefan Wolfsberger
12:30 - 12:45 pm	Endoscopy with port surgery in ICH/ Ventricular tumours	Kazuhito Takeuchi
12:45 - 1:30 pm	Discussion	
1:30 - 2:00 pm	<b>Lunch Break</b>	
2:00 - 2:30 pm	Demo of Model and Tumour excision demonstration	C Deopujari, Kazuhito Takeuchi, V Karmarkar
2:30 - 4:00 pm	<b>Hands on exercises for registered delegates</b>	

## NESICON ORGANIZING COMMITTEE

**Chairman:**  
CE Deopujari

**Co-Chairman:**  
Suresh Sankhla

**Organising Secretary:**  
Jayesh Sardhara

10th Anniversary Conference of  
Neuroendoscopy Society, India



# NESICON 2024

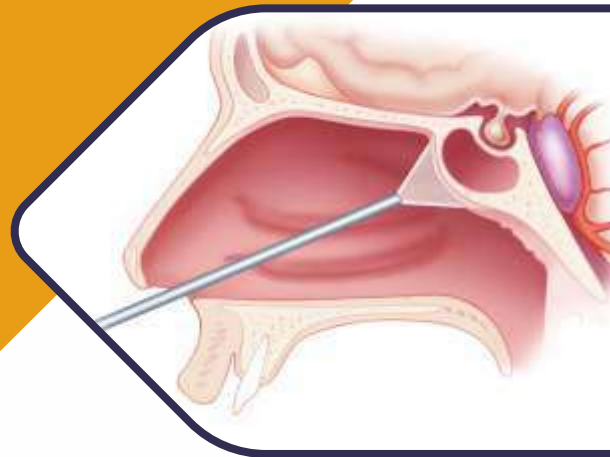
*Towards the future.....*

Pre Conference Cadaveric Workshop  
28<sup>th</sup> March, 2024

Conference  
29<sup>th</sup> - 30<sup>th</sup> March, 2024

Venue: Hotel Taj Lands End, Bandra, Mumbai

## 3D ENDOSCOPIC SKULLBASE & KEYHOLE SURGERY CADAVERIC WORKSHOP



### COURSE FACULTY

Abhay Kumar  
Abhida Shah  
Adil Chagla  
Ashis Pathak  
Ashish Suri  
Deepu Banerji  
Harish Naik  
Hrushikesh Kharoska  
Iype Cherian  
Kuntal K Das

Narayan Jayshankar  
Nishit Shah  
Prakash Nair  
Roopesh Kumar  
S Dhandapani  
Sumit Sinha  
Sunil Shah  
Takeo Goto  
Trimurthi Nadkarni

### ENDOSCOPIC SKULLBASE WORKSHOP

Date: 28<sup>th</sup> March 2024 | Time: 8.00am to 4.00pm

Venue: GMC & Sir JJ Hospital, Mumbai

Course Director: Vernon Velho

### PROGRAM HIGHLIGHTS

#### CADAVERIC DEMONSTRATIONS

##### Endoscopic Skull base dissection

- 3D sellar- suprasellar anatomy
- Sellar & Parasellar approaches

##### Endoscopic Key Hole approaches

- Supraorbital key hole approach
- Pterional/transylvian key hole approach
- Transpetrous approach to CPA
- Posterior fossa key hole approach

# Program

Time	Topic	Faculty
0730-0800	<b>Registration &amp; Breakfast</b>	
<b>Session - 1</b>	<b>Endoscopic skull base approaches</b>	
0800-0830	<b>Anatomy of skull base – 3D</b> Endoscopic skull base approaches How I do it – step by step video	Abhida Shah <b>Moderator:</b> Abhay Kumar, Deepu Banerji, Narayan Jayshankar
0830-0840	Sellar approach	Ashish Pathak
0840-0850	Suprasellar approach	S Dhandapani
0850-0900	Parasellar approach	Prakash Nair
0900-0910	Clival approach	Roopesh Kumar
0910-1000	Felicitatation of guest of honour & faculties	
1000-1130	<b>Cadaveric Demonstration</b> <ul style="list-style-type: none"><li>• Sella approach</li><li>• Suprasellar &amp; Parasellar approach</li></ul>	Ashish Suri Takeo Goto
1130-1330	Hands on for delegates (11 cadaver – 11 table faculties) <b>Table Faculties:</b> Dr Takeo Goto, Dr Ashish Suri, Dr Deepu Banerji, Dr Ashish Pathak, Dr Abhay Kumar, Dr Prakash Nair, Dr Roopesh Kumar, Dr S Dhandapani, Dr Nishit Shah, Dr Narayan Jayshankar, Dr Abhida Shah	
<b>1330-1400</b>	<b>Lunch</b>	
<b>Session - 2</b>	<b>Endoscopic key hole approaches</b>	<b>Moderator:</b> Trimurthi Nadkarni, Adil Chagla, Dr Sunil Shah
1400- 1500	<b>Cadaveric Demonstration</b> <ul style="list-style-type: none"><li>• Supraorbital key hole approach</li><li>• Pterional Key hole approach</li><li>• Key hole – petrous approaches</li></ul>	Kuntal K Das Sumit Sinha Iype Cherian
1500-1600	Hands on for delegates <b>Table Faculties:</b> Dr Kuntal K Das, Dr Sumit Sinha, Dr Manas Panigrahi, Dr Iype Cherian, Trimurthi Nadkarni, Dr Adil Chagle, Dr Sunil Shah, Dr Hrushikesh Kharoskar, Dr Harish Naik	
1600	<b>Vote of thanks</b>	<b>Hrushikesh Kharoskar</b> <b>Harish Naik</b>

## CHIEF GUEST

**Dr Pallavi Saple**  
Joint Director & Dean

## PATRON

**Dr DA Palande**  
Ex HOD Neurosurgery

## GUEST OF HONOUR

**Dr Sanjay Surase**  
Superintendent

**Dr Gajanan Chavan**  
Asst Dean

## WORKSHOP ORGANIZING COMMITTEE

### COURSE DIRECTOR

**Vernon Velho**  
HOD, Neurosurgery

**Hrushikesh Kharosekar**  
Organizing Secretary

**Deepak Joshi**  
HOD, Department of Anatomy

**Harish Naik**  
Organizing Secretary

## NESICON ORGANIZING COMMITTEE

**Chairman:**  
CE Deopujari

**Co-Chairman:**  
Suresh Sankhla

**Organising Secretary:**  
Jayesh Sardhara



10th Anniversary Conference of  
Neuroendoscopy Society, India




# NESICON 2024

*Towards the future.....*

Pre Conference Cadaveric Workshop  
28<sup>th</sup> March, 2024

Conference  
29<sup>th</sup> - 30<sup>th</sup> March, 2024

Venue: Hotel Taj Lands End, Bandra, Mumbai



## COURSE FACULTY

Anant Mehrotra	S. Rohidas
Ashish Tandon	Satnam Chhabra
Chandan Mohanty	Sebastian Senger
Jochim Oertel	Sukumar Sura
Kang Taek Lim	Sumit Pawar
Rakesh Luhana	Atmaranjan Dansh



## ENDOSCOPIC SPINE WORKSHOP

**Date:** 28<sup>th</sup> March 2024 | **Time:** 8.00am to 4.00pm

**Venue:** Lokmanya Tilak Municipal Medical College and General Hospital, Sion, Mumbai

## PROGRAM HIGHLIGHTS

- Basic concepts – Anatomical Landmarks & Equipment
- How I do it video sessions
- Cadaveric demonstration of technique by masters
- Cadaveric hands on – master the one technique

**Course Director:**  
Batuk Diyora

# Program

Time	Topic	Chairperson/ Speakers
07:30 - 08:00	Registration & Breakfast <b>Endoscopic spine techniques:</b> Introduction & how I do it – step by step	Nitin Dange Naren Nayak
0800 - 0810 0810 - 0820 0820 - 0830	<b>Interlaminar discectomy (Easy go technique)</b> Introduction how I do it – step by step video how I do it – lateral foraminal recess decompression	Chandan Mohanty Jochim Oertel Sebastian Senger
08:30 - 08:40 08:40 - 08:50 08:50 - 09:00	<b>Interlaminar Discectomy (Destandau's technique)</b> Introduction How I do it – step by step video How I do it -- Lumbar canal stenosis decompression	Anant Mehrotra Rohidas Satnam Chhabra
09:00 - 09:10 09:10 - 09:20 09:20 - 09:30	<b>Percutaneous Interlaminar Discectomy &amp; PSLD</b> Introduction How I do it – step by step video Complication & avoidance	Ashish Tandon Kang Taek Lim Rakesh Luhana
09:30 - 09:40	<b>Transforaminal Endoscopic Discectomy</b> Introduction & how I do it	Sukumar Sura
09:40 - 09:50	<b>Unilateral Biportal Endoscopy (UBE)</b> Introduction How I do it – step by step video	Sumit Pawar Atmaranjan Dansh
10:00 - 10:30	<b>Light lamping &amp; felicitation of faculty</b> <i>Guest of honor:</i> Dr Mohan Joshi, <i>Dean, LTMMC Hospital</i> Dr Prof. Sanjay Behari (M.Ch, DNB), <i>Director, SCTIMST, Trivandrum</i>	
10:30 - 13:00	<b>Cadaveric demonstration by faculty</b> <b>Station 1 &amp; 2</b> - Interlaminar technique Easy go) <b>Station 3 &amp; 4</b> - Interlaminar discectomy (Destandau's technique) <b>Station 5 &amp; 6</b> - Percutaneous Interlaminar discectomy & PSLD <b>Station 7 &amp; 8</b> - Transforaminal Endoscopic Discectomy <b>Station 9 &amp; 10</b> - Unilateral Biportal Endoscopy (UBE)	Jochim Oertel & Senger Sebastian Rohidas Satnam Chhabra & Anant Mehrotra Kang Taek Lim Ashish Tandon Rakesh Luhana Sukumar Sura Sumeet Pawar Atmaranjan Dansh
13:00 - 14:00	<b>Lunch</b>	
14:00 - 16:00	<b>Hands on – cadaver by delegate</b> <b>Individual technique – station wise (No rotation)</b>	

## ORGANIZING COMMITTEE

**Nitin Dange**

Naren Nayak  
Prakash Palave

Rushabh Chheda  
Chandan Mohanty  
Rajesh Dere

Sumeet Pawar  
Gurneet Singh Sawhney

## NESICON ORGANIZING COMMITTEE

**Chairman:**  
CE Deopujari

**Co-Chairman:**  
Suresh Sankhla

**Organising Secretary:**  
Jayesh Sardhara

**THURSDAY**  
**28th March, 2024**

**GARDEN  
VIEW HALL**

**05.30 - 07.30 pm**

## **VIDEO SYMPOSIUM- HOW I DO IT**

**CHAIRPERSONS - C. DEOPUJARI, TAKEO GOTO, KETAN DESAI,  
SANJAY BEHARI**

**SESSION CONVENOR - APURVA PRASAD**

05.30 - 05.38 pm	Neuroendoscopy : <b>Stefan Wolfsberger</b>
5.38 - 05.46 pm	Endoscopic Excision Of Craniopharyngioma : <b>Dominico Solari</b>
05.46 - 05.54 pm	Shuntoscope : <b>Joachim Oertel</b>
05.54 - 06.02 pm	Endoscopic endonasal transoculomotor triangle approach : <b>Takeo Goto</b>
06.02 - 06.10 pm	Neuroendoscopic surgery in the hybrid operation room – Design, Workflow, and Clinical Application : <b>Yasushi Shin</b>
06.10 - 06.18 pm	How I do it : Endoscopic surgical strategy for lower clival lesions : <b>Tadashi Watanabe</b>
06.18 - 06.26 pm	Endoscopic strategy for Cervical Myelopathy : <b>Kang Taek Lim</b>
06.26 - 06.34 pm	Endoscope-controlled Versus Endoscope-assissted Supra-cerebellar approaches to the Pineal Region in Children : <b>Samer Elbabaa</b>
06.34 - 06.42 pm	ETV, CPC and Septostomy : <b>Artur Da Cunha</b>
06.42 - 06.50 pm	Transpterygoid approach for petroclival lesions : <b>Ayyadurai</b>
06.50 - 06.58 pm	Transmaxillary approach to orbital cavernoma : <b>Dwarakanath Srinivas</b>
06.58 - 07.06 pm	Adhesiolysis of retained ventricular catheters : <b>Hemant Bhartiya</b>
07.06 - 07.14 pm	The roof of the 4th ventricle seen in vivo from inside: endoscopic anatomical redefinition of microsurgical landmarks : <b>Dr. Alberto Felletti</b>
07.14 - 07.30 pm	<b>DISCUSSION</b>

**07.30 - 07.45 pm**

**SPECIAL TALK**  
**Evolving Thoughts on Neuro Endoscopy : Atul Goel**

07.45 - 08.00 pm

**INTRODUCTION TO BONE SCAFFOLDS**

**8.00PM ONWARDS**  
**MUSICAL PROGRAMME WITH**  
**COCKTAIL DINNER**



**GARDEN  
VIEW**

**TAJ LANDS END  
HOTEL**





**FRIDAY**  
**29th March, 2024**

**HALL**  
**A**

**09.30 - 11.00 am**

## **CRANIAL ENDOSCOPY (PLENARY SESSION)**

**CHAIRPERSONS - DILIP PANICKER, RAJAN SHAH, SHLOMI CONSTANTINI,  
VIKRAM KARMARKAR**

**SESSION CONVENOR - GURNEET SINGH SAWHNEY**

09.30 - 09.42 am	Complex Hydrocephalus : <b>Artur Da Cunha</b>
09.42 - 09.54 am	Endoscopic Management Of Arachnoid Cyst : <b>Chandrashekhar Deopujari</b>
09.54 - 10.06 am	Endoscopic Experience With 3rd Ventricular Lesions : <b>Vivek Joseph</b>
10.06 - 10.18 am	Endoscopic Cylinder Surgery For Intraparenchymal Lesions : <b>Kazuihito Takeuchi</b>
10.18 - 10.30 am	Use of Flexible Endoscope in various intracranial lesion : <b>Subodh Raju</b>
10.30 - 10.42 am	Endoscopy For Pineal Region Tumours : <b>S.S.Dhandapani</b>

## **PRESIDENTIAL ORATION**

**CHAIRPERSONS - MAZHAR HUSSAIN , ASHIS PATHAK, ASHISH SURI,  
SURESH SANKHLA, DEEPU BANERJI**

**CONVENOR - RUSHABH CHHEDA**

11.00 - 11.05 am	Introduction of the Orator (5mins) : <b>Divyam Sharma</b>
11.05 - 11.35 am	<b>Evolution of Lumbar Disc Surgery - Lessons Learnt : Satnam S. Chhabra</b>
<b>11.35 - 11.45 am</b>	<b>Felicitation</b>
<b>11.45 am - 12.00 pm</b>	<b>TEA BREAK</b>
12.00 - 01.00 pm	<b>INAUGURATION CEREMONY</b>
01.00 - 02.00 pm	<b>LUNCH</b>

10th Anniversary Conference of  
Neuroendoscopy Society, India



# NESICON 2024

*Towards the future.....*

Pre Conference Cadaveric Workshop  
28<sup>th</sup> March, 2024

Conference  
29<sup>th</sup> - 30<sup>th</sup> March, 2024

Venue: Hotel Taj Lands End, Bandra, Mumbai

*Join us for the*

## INAUGURATION CEREMONY

Chief Guest

**Shri Iqbal Singh Chhahal**

IAS Former Municipal Commissioner  
and Administrator (BMC)

Guest of Honour

**Shrimati Ashwini Joshi**

IAS, Additional Commissioner, City, Mumbai

**29<sup>TH</sup> MAR 2024 | 12.00PM - 1.00PM**

**FRIDAY**  
**29th March, 2024**

**HALL**  
**A**

**02.00 - 03.30 pm**

## **ENDOSCOPE ASSISTED KEY HOLE SURGERY SYMPOSIUM (PLENARY SESSION)**

**CHAIRPERSON - SAMEER ELBABAA, RAMESH TEEGALA, K. SRIDHAR,  
DEEPAK PALANDE**

**CONVENOR - CHANDAN MOHANTY**

02.00 - 02.12 pm	Endoscopic Key Hole Approaches To Skull Base Tumors : <b>Takeo Goto</b>
02.12 - 02.24 pm	Endoscopic Occipital Transtentorial Approach For Pineal Region Tumors : <b>Motoki Tanikawa</b>
02.24 - 02.36 pm	Endoscopic Approaches For Epilepsy Surgery : <b>P Sarat Chandra</b>
02.36 - 02.48 pm	Endoscopy In Orbital Tumours : <b>Awadhesh Jaiswal</b>
02.48 - 03.00 pm	Fully Endoscopic Keyhole Transcranial Surgery For Various Cranial Base Lesions : <b>Kenichi Oyama</b>
03.00 - 03.12 pm	Future Of Collaborative Neuroendoscopy : <b>Shlomi Constantini</b>
03.12 - 03.30 pm	<b>Discussion</b>



**FRIDAY**  
**29th March, 2024**

**HALL**  
**A**

**03.30 - 05.00 pm**

## **ENDONASAL SKULL BASE SURGERY**

**CHIRPERSON - ROOPESH KUMAR, BATUK DIYORA,  
KAZUHITO TAKEUCHI, SUMIT SINHA**

**CONVENOR- SURVENDRA RAI**

- |               |  |
|---------------|--|
| 03.30 - 03.40 | Adult Endoscopic Craniopharangioma Excision: My Experience :<br><b>Sisir Das</b>   |
| 03.40 - 03.50 | Uninostril Approach To Pitutary Tumours : <b>Vedantam Rajshekhar</b>   |
| 03.50 - 04.00 | Endoscopy In Large And Giant Pitutary Adenomas:- What Have We Gained<br><b>Ashish Suri</b>                                       |
| 04.00 - 04.10 | Current Endoscopic Transsphenoidal Surgery For Pitutary Tumor<br><b>Kosaku Amano</b>   |
| 04.10 - 04.20 | Stalk Preservation In Craniopharyngioma Surgery- Is It Possible? Practical<br>Challenges And Outcome." : <b>Aliasgar Moiyadi</b> |
| 04.20 - 04.30 | Nuances In The Management Of Functioning Pitutary Adenoma :<br><b>R.N.Sahu</b>   |
| 04.30 - 04.40 | Endoscopy In Chordomatous Clival Lesions : <b>Roopesh Kumar</b>  |
| 04.40 - 04.50 | Endoscopic Approaches To Optic Nerve Decompression : <b>Nishit Shah</b>  |
| 04.50 - 05.00 | <b>Discussion</b>  |





**FRIDAY**  
**29th March, 2024**

**HALL**  
**A**

**05.00 - 06.30 pm**

## **ENDOSCOPE ASSISTED KEYHOLE SURGERY**

**CHAIRPERSON - ALIASGAR MOIYADI, R.N. SAHU, FUMINARI KOMATSU,  
NITIN DANGE**

**CONVENOR- HRUSHIKESH KHAROSEKAR**

05.00 - 05.10 pm	Endoscopy In ICH : <b>Ashis Pathak</b>
05.10 - 05.20 pm	Purely endoscopic colloid cyst removal with a flexible endoscope : <b>Alberto Feletti</b>
05.20 - 05.30 pm	Midline Keyhole Approaches To Skull Base : <b>Sudhir Dubey</b>
05.30 - 05.40 pm	Endoscopic Assistance In Keyhole Skull Base Surgery- Strategies To Improve Visualisation : <b>Sumit Sinha</b>
05.40 - 05.50 pm	Endoscopic Microvascular Decompression For Trigeminal Neuralgia: A New Trend Of Endoscopic Surgery : <b>Fuminari Komatsu</b>
05.50 - 06.00 pm	Endoscopic Assisted Microvascular Decompression : <b>K Sridhar</b>
06.00 - 06.10 pm	Endoscopy For Aneurysmal Clip Ligation : <b>Sanjeev Kumar</b>
06.10 - 06.25 pm	<b>Discussion</b>



10th Anniversary Conference of  
Neuroendoscopy Society, India



# NESICON 2024

*Towards the future.....*

Pre Conference Cadaveric Workshop  
28<sup>th</sup> March, 2024

Conference  
29<sup>th</sup> - 30<sup>th</sup> March, 2024

Venue: Hotel Taj Lands End, Bandra, Mumbai

You are cordially invited

## Gala Dinner

*Special attraction*

**RaagDhaami**  
Folk . Fusion Band

**Friday, 29<sup>th</sup> March**  
8.00 pm onwards

Venue:  
**Ballroom, Hotel Taj Lands End,  
Bandra, Mumbai**

**FRIDAY**  
**29th March, 2024**

**HALL**  
**B**

**07.30 - 08.30 am**

## **VENTRICULAR ENDOSCOPY**

**CHAIRPERSON - KAMLESH BHAISORA, YOSHIKI ARAKAWA, MAZDA TUREL,  
NITIN JAGDHANE**

### **CONVENOR- YOGESH SAWAKARE**

- 07.30 - 07.37 am Outcome analysis of management of Hydrocephalus associated with Chiari Malformation via Endoscopic Third Ventriculostomy : **Kavin Kirit Devani**
- 07.37 - 07.44 am Pre-operative endoscopic third ventriculostomy followed by tumour surgery versus upfront definitive surgery alone in posterior fossa brain tumours with hydrocephalus - a prospective randomised controlled study : **Simran Ramniksingh Bhalla**
- 07.44 - 07.51 am Endoscopic Third Ventriculostomy in a patient with Difficult Anatomy : **Ankit Agrawal**
- 07.51 - 07.58 am Endoscopic excision of third ventricular colloid cyst : **Tanmay Trivedi**
- 07.58 - 08.05 am Experience of the role of additional procedures with Endoscopic Third Ventriculostomy (ETV+) in management of hydrocephalus- Our Experience in 25 patients at a tertiary care centre : **Rahul Madhukar Dhole**
- 08.05 am - 08.12 am Comparative outcome analysis of endoscopic third ventriculostomy and ventriculoperitoneal shunt surgery in paediatric hydrocephalus: an experience of a tertiary care center : **Hanuman Prasad**
- 08.12 - 08.19 am Neuroendoscopic management of lesions at the foramen of Monro : **Sarang Gotecha**
- 08.20 - 08.30 am **DISCUSSION**



**FRIDAY**  
**29th March, 2024**

**HALL**  
**B**

**08.30 - 09.30 am**

## **VENTRICULAR ENDOSCOPY**

**CHAIRPERSON - SUMIT SINHA, SUDHIR DUBEY, DHAVAL SHUKLA,  
KOSAKU AMANO**

**CONVENOR - YOGESH SAWAKARE**

- |                  |   |
|------------------|---|
| 08.30 - 08.34 am | Endoscope Assisted Posterior Fossa Tumour (Epidermoid) Excision :<br><b>Brajesh Kumar</b>           |
| 08.34 - 08.38 am | Surgical Excision Of Giant Pituitary Adenoma : <b>Rajeev Sharma</b>                                 |
| 08.38 - 08.42 am | Endonasal Nasal Mucosal Coupling For Rathke's Cleft Cyst :<br><b>Raghavendra Gurunathrao Pattar</b> |
| 08.42 - 08.46 am | Endoscopic Anterior Skull Base Repair : <b>Kumar Ashish</b>   |
| 08.46 - 08.50 am | Endoscopic Endonasal Excision of Craniopharyngioma : <b>Abhiram Gabbita</b>                         |
| 08.50 - 08.54 am | Origin Of Neuroendoscopy : <b>Medha Vyas</b>  |
| 08.54 - 08.58 am | Understanding The Medial Wall Of Cavernous Sinus : <b>Dr. Debu Sahana</b>                           |
| 08.58 - 09.02 am | Endoscopic Trans-Kambin fusion- how I do it : <b>Nidhikumar Patel</b>                               |
| 09.02 - 09.06 am | Qevo Assisted Excision Of A Large Cerebellopontine Angle Epidermoid :<br><b>Dr. Harsh Deora</b>     |
| 09.06 - 09.10 am | Technical Considerations In Endoscopic Evacuation Of Chronic SDH :<br><b>Sunil Kumar Singh</b>      |
| 09.10 - 09.14 am | Thoracic calcified disc management with full endoscopic approach :<br><b>Mohana Rao Patibandla</b>  |
| 09.14 - 09.18 am | Complex Craniopharyngioma- An Uphill Battle : <b>Akhilesh Gowda G B</b>                             |
| 09.18 - 09.22 am | Endoscopic Endonasal Removal Of Orbital Schwannoma :<br><b>Kavin Kirit Devani</b>                   |
| 09.22 - 09.26 am | Going The Extra Mile - Extended Endoscopic Skull Base Approach<br><b>Janhvi Jayesh Bhate</b>        |



**FRIDAY**  
**29th March, 2024**

**HALL**  
**B**

**03.50 - 05.00 pm**

## **SPINE ENDOSCOPY**

**CHAIRPERSON - SRINIVAS ROHIDAS, JKBC PARTIBHAN, KANG TAEK LIM,  
ANANT MEHROTRA**

**CONVENOR- SUMEET PAWAR**

- 03.30 - 03.40 pm Full Percutaneous Interlaminar Endoscopic Dissectomy :  
**Ashish Tandon**
- 03.40 - 03.50 pm Exploring the Efficacy of Transnasal Transclival Trans-C1 Odontoidectomy:  
Still a viable option : **Mohana Rao Patibandla**
- 03.50 - 04.00 pm Endoscopy For Cervical IDEM Tumours : **Anant Mehrotra**
- 04.00 - 04.10 pm Unilateral Biportal Endoscopy For Lumbar Degenerative Disease :  
**Atmaranjan Dansh**
- 04.10 - 04.20 pm Interlaminar Endoscopy – DESTANDEAU TECHNIQUE :  
**Hrushikesh Kharosekar**
- 04.20 - 04.30 pm Endoscopic MIS-TLIF With Destandean's Technique: Leveraging  
Endoscopy With Conventional Instruments : **Ashutosh Kumar**
- 04.30 - 04.40 pm PSLD For Lumbar Canal Stenosis - Technique And Our Early Experience :  
**Jayant Arun Gaud**
- 04.40 - 04.50 pm Comparative Results Of Initial Experience In Endoscopic Lumbar  
Dissectomy By Destandean's Technique Vs Unilateral Biportal Endoscopic  
Dissectomy : **Vandan Raiyani**
- 04.50 - 05.00 pm **DISCUSSION**





**FRIDAY**  
**29th March, 2024**

**HALL**  
**B**

**05.00 - 06.30 pm**

## **COMPLICATIONS IN NEUROENDOSCOPY**

**CHAIRPERSON - KEKI TUREL, CHANDAN MOHANTY, S.S. DHANDAPANI,  
STEFAN WOLFSBERGER**

**CONVENOR- SHRADDHA MAHESHWARI**

- |                  |   |
|------------------|---|
| 05.00 - 05.10 pm | Role of Adjunctive Hemostats in Minimally Invasive/Endoscopic Neuro & Spine Surgeries : <b>Vernon Velho</b>                 |
| 05.10 - 05.20 pm | Complications In ETV And Methods For Avoidance : <b>Dhaval Shukla</b>   |
| 05.20 - 05.30 pm | Endoscopic Endonasal Pituitary Surgery- Intraoperative :<br>Complications And Prevention Strategies : <b>Rajesh Chhabra</b> |
| 05.30 - 05.40 pm | Endoscopic TNTS Procedure: Complication & Management :<br><b>Nimesh Patel</b>   |
| 05.40 - 05.50 pm | Management Of Hemorrhage During Endoscopic Intraventricular<br>Procedures : <b>Senger Sebastian</b>                         |
| 05.50 - 06.00 pm | Dural Repair In Spine Endoscopy : <b>Akhror Yakubov</b>   |
| 06.00 - 06.10 pm | Optimizing Outcomes in Complicated Endoscopic Third Ventriculostomy :<br><b>Ashish Chugh</b>                                |
| 06.10 - 06.25 pm | <b>DISCUSSION</b>   |



**06.30 - 07.30 pm**  
**General Body Meeting (GBM)**

**FRIDAY**  
**29th March, 2024**

**HALL**  
**C**

**07.30 - 08.30 am**

## **ENDOSCOPIC SKULL BASE SURGERY**

**CHAIRPERSON - SUYASH SINGH, ANIL SHARMA, NIMESH PATEL,  
AWADHESH JAISWAL**

**CONVENOR- KRISHNA SHROFF**

- 07.30 - 07.37 am      Endoscope Assisted Trans Nasal Trans Sphenoidal Excision Of Medial Wall Of Cavernous Sinus : Our Institute Experience :  
**Krishna Tej Reddy Kancherla**
- 07.37 - 07.44 am      Endoscopic Approach To Pituitary Tumours : Is Microscopic Approach A Worthy Opponent ? Personal Journey Of 150 Cases : **Manish Sharma**
- 07.44 - 07.51 am      A Retrospective Study Of Functional Pituitary Adenoma with Medial cavernous Wall Invasion Radiological And Histopathological Correlation And Outcomes : **Ashutosh Carpenter**
- 07.51 - 07.58 am      Retrospective Analysis Of Outcomes Following Endoscopic Endonasal Surgery For Pituitary Adenoma In Elderly Population (> 60 Years) In Comparison To A Younger Cohort (45-60 Years) :  
**Arun Gowda Keela**
- 07.58 - 08.05 am      Medial Cavernous Sinus Wall Removal In Functional Adenomas :  
**Yerragunta Thirumal**
- 08.05 - 08.12 am      Making A Smile Face Opening In The Dura To Prevent The Premature Arachnoid Bulge, Facilitating In Complete Excision Of Pituitary Tumours And Reducing Chances Of Post Operative CSF Leak In Endoscopic Trans-Nasal Trans Sphenoidal Pituitary Surgery : **Anshul Gupta**
- 08.12 - 08.19 am      Factors Predicting The Clinical, Hormonal and Radiological Behaviour and the overall outcome in patients of pituitary macroadenoma with apoplexy :  
**Murali Krishna Bethanbhatla**
- 08.20 - 08.30 am      **DISCUSSION**



**FRIDAY**  
**29th March, 2024**

**HALL**  
**C**


**08.30 - 09.30 am**

## **CRANIAL ENDOSCOPY**

**CHAIRPERSON - SUNEEL SHAH, SHRADDHA MAHESHWARI, DEEPAK SINGH,  
NIRAV MEHTA**

**CONVENOR- KRISHNA SHROFF**

- |                  |   |
|------------------|---|
| 08.30 - 08.37 am | Endoscopic assisted microscopic evacuation of spontaneous ICH :<br><b>Jitendra Tadghare</b>   |
| 08.37 - 08.44 am | Atypical presentations of Intraventricular NCC managed by Neuro-<br>endoscopy : <b>Apurva Satish Lachake</b>                          |
| 08.44 - 08.51 am | Unveiling the Hidden Path: Illuminating Intracranial Epidermoid Excision<br>with Endoscopic Precision : <b>Kamlesh Vasant Rangari</b> |
| 08.51- 08.58 am  | Role of Endoscopy in Pineal tumour surgery : <b>Mazharkhan Mulla</b>  |
| 08.58 - 09.05 am | Endoscopic management of intracranial suprasellar arachnoid cyst :<br><b>Subhas Konar</b>   |
| 09.05 - 09.12 am | Endoscopic biopsy of ventricular tumours : <b>Krishna Shroff</b>  |
| 09.12 - 09.19 am | Endoscopy in management of intra-axial parenchymal tumours : <b>Somil<br/>Jaiswal</b>   |
| 09.20 - 09.30 am | <b>Discussion</b>   |



**FRIDAY**  
**29th March, 2024**

**HALL**  
**C**


**05.15 - 06.30 pm**

## **CRANIAL AND VENTRICULAR ENDOSCOPY**

**CHAIRPERSON - DEEPAK PATEL, BHAGAT SINGH, SANDEEP IRATWAR,  
AADESH SRIVASTAVA**

**CONVENOR- SAURAV SAMANTRAY**

- 05.15 - 05.25 pm      Endoscopic Adhesiolysis For Multi-loculated Hydrocephalus :  
**Aadesh Srivastava**
- 05.25 - 05.35 pm      ETV In Tubercular Meningitis: Management & Challenges :  
**Aprinderpreet Singh**
- 05.35 - 05.45 pm      Indication Of Endoscopic Surgery With Advanced Technology For  
Intraparenchymal And Ventricular Tumors : **Yoshiki Arakawa**
- 05.45 - 05.55 pm      Fundamentals And Advances In Intraventricular Surgical Techniques Using  
Flexible Neuroendoscope : **Madoka Nakajima**
- 05.55 - 06.05 pm      Current Status Of Endoscopic Hematoma Evacuation For Spontaneous  
Intracerebral Hemorrhage In Japan : **Takuji Yamamoto**
- 06.05 - 06.15 pm      Quadrigeminal Cistern Arachnoid Cyst: Classification, Management Via  
Endoscopic Approach And Long Term Results : **Harsh Deora**
- 06.15 - 06.25 pm      The Endoscopic Management Of Fourth Ventricle Outlet Obstruction  
(FVOO) : **Shivashankar Marajakke**
- 06.25 - 06.30 pm      **DISCUSSION**





**FRIDAY**  
**29th March, 2024**

**HALL**  
**C**

**03.30 - 05.15 pm**

## **APPLICATIONS IN SKULL BASE SURGERY**

**CHAIRPERSON - PRAKASH MODHA, DATTARAJ SAWARKAR, ABHIDHA SHAH,  
AMOL RAHEJA**


**CONVENOR- AMIT AIWALE**

- 03.30 - 03.40 pm Clinically Silent Corticotroph Adenoma : **Shyam Sundar**
- 03.40 - 03.50 pm Confocal Endoscopic Surgery In Pituitary Tumours :  
**Bhagat Singh**
- 03.50 - 04.00 pm Endoscopic Endonasal Transpterygoid Translacerum Transcavernous  
Approach To Functioning Knosp 4 Pituitary Adenomas- Surgical Technique  
**Jaskaran Singh**
- 04.00 - 04.10 pm Extended Endonasal Approaches To Non- Pituitary Lesions : **M Vikram**
- 04.10 - 04.20 pm Efficacy And Safety Of Combination of 3T Intraoperative Magnetic  
Resonance Imaging And Electromagnetic Navigation System For Pituitary  
Adenoma Resection : **Masakazu Ogiwara**
- 04.20 - 04.30 pm Large Craniopharyngiomas With Hypothalamic Involvement: EEE Excision :  
**Vamsi Krishna**
- 04.30 - 04.40 pm Endoscopic excision of Craniopharyngioma : **Kamlesh Bhaisora**
- 04.40 - 04.50 pm Per Operative Anatomical Variant In Endoscopic Pituitary Surgery :  
**Nikhilkumar Modi**
- 04.50 - 05.00 pm Endoscopic Trans Nasal Trans Sphenoidal Approach To Sellar Suprasellar  
Lesions At A Rural Hospital : **Sandeep Iratwar**
- 05.00 - 05.10 pm Endoscopic Skull Base Surgery: Our Experience : **Harish R Naik**
- 05.10 - 05.15 pm **DISCUSSION**





**FRIDAY**  
**29th March, 2024**



**04.00 - 05.30 pm**

## **AWARD E-POSTER SESSION**

**EVALUATOR - SURESH NAIR, ANANT MEHROTRA, ASHISH TANDON,  
DATTATRAY MAZUMDAR**

**CONVENOR- SHRADDHA MAHESHWARI**

Incidence Of Craniosynostosis : **Vishnu S Murali**

Morphometric Analysis Of Paraclival And Cavernous Segments Of Internal Carotid Artery (ICA) In Sellar And Suprasellar Lesions : **Murali Krishna Bethanbhatla**

Ptosis” As An Unusual Manifestation Of Pituitary Apoplexy. Case Report Of Two Cases : **Sowmya C U**

Cerebellopontine Angle Epidermoid: Microscopic Vs Endoscopic Retromastoid Approach :  
**Suyash Singh**

Isolated Third Cranial Nerve Palsy In Pituitary Apoplexy: Report Of Two Cases And Review :  
**Charan Kollanur**

Rare Case Of Glossopharyngeal Neuralgia Due To Neurovascular Conflict : **Hardik Pravin Sanghavi**

Qevo Endoscope Assisted Excision Of Recurrent Spinal Hydatid Cyst : **Ramis Abdul Aziz**

Extended Endoscopic Transnasal Transsphenoidal Excision Of Sellar/Suprasellar Lesions- A Developing Institutional Experience : **Arvind**

Tuberculous Hypophysitis : **Balaji**

Surgical management of occipital meningoceles with Quadrigeminal Cisternal Fenestration: Report of 2 cases : **Sheena Ali**

Intraventricular Lavage : **Abhishek Nadkarni**

Piutary Tumour With Cavernous Sinus Invasion : **Shikha Rowlak**

Trapped Within Septations: Management Of A Challenging Case Of Pediatric Multiloculated Hydrocephalus : **Vishnu S Murali**

Trapped Fourth Ventricle: A Review Of Treatment Options And Surgical Challenges : **Alay V Khandhar**

Admodum Rara Case report and literature review of Pituicytoma : **Kshitija Suratkar**

**SATURDAY**  
**30th March, 2024**

**HALL**  
**A**

**07.30 - 08.30 am**

## **MANAGING CHALLENGING SCENARIOS**

**CHAIRPERSON - DEEPAK JHA, UMESH SHRIKANTA, PRAMOD GIRI,  
VINU GOPAL**

**CONVENOR- KAVIN DEVANI**

- |                  |   |
|------------------|---|
| 07.30 - 07.40 am | Pituitary Tumour Surgery During Pregnancy : <b>Vyom Bhargava</b>  |
| 07.40 - 07.50 am | Endoscopic Endonasal Transsphenoidal Pituitary Surgery: Single Surgeon Surgical Results In A Series Of 100 Consecutive Patients : <b>Ashok Babubhai Patel</b> |
| 07.50 - 08.00 am | Envisage The Endoscopic Orbital Procedures- ENT Perspective : <b>Ravisankar Manogaran</b>   |
| 08.00 - 08.10 am | Strategies In The Management Of Giant Pituitary Adenomas : <b>Rajeev Sharma</b>   |
| 08.10 - 08.20 am | Simulation In Neuroendoscopy : <b>Deepak Jha</b>  |
| 08.20 - 08.27 am | <b>Discussion</b>   |



**SATURDAY**  
**30th March, 2024**

**HALL**  
**A**

**08.30 - 09.30 am**

## **AWARD PAPER SESSION**

**CHAIRPERSON - DALJIT SINGH, V. RAJASHEKHAR, JOACHIM OERTEL**

**CONVENOR- RUSHABH CHHEDA**

- 08.30 - 08.40 am      Ventricular Pathology Affecting Outcome Of Endoscopic Third Ventriculostomy In Patients With Post Infectious Hydrocephalus : **Joginder Singh**
- 08.40 - 08.50 am      Volumetric Analysis And Clinical Outcomes After Neuroendoscopic Management Of Complex Multi-Loculated Hydrocephalus : **Abhijit Goyal Honavar**
- 08.50 - 09.00 am      Extent Of Sinonasal Exposure Tailored To The Pathologies Of Sellar-Suprasellar Region Undergoing Endoscopic Excision And It's Affect On Outcomes : **Akshay Raj Singh**
- 09.00 - 09.10 am      Innovative Two Hand Technique Using Saraj Endocath Versus Traditional Three Hand Technique In Endoscopic Skull Base Surgeries - A Comparative Analysis : **Saraj Kumar Singh**
- 09.10 - 09.20 am      Sino Nasal Outcomes After Endoscopic Transsphenoidal Surgery For Pituitary Macroadenomas- A Comparative Analysis Of Coblation And Traditional Method : **Pratyush Mishra**
- 09.20 - 09.30 am      Does Use Of Dural Sealant During Endoscopic Endonasal Repair Of Dural Defect Prevent Cerebrospinal Fluid (Csf) Leak? – A Randomised Control Trial : **Soumen Kanjilal**



**SATURDAY**  
**30th March, 2024**

**HALL**  
**A**

**09.30 - 11 am**

## **INNOVATIONS AND FUTURE IN ENDOSCOPY (PLENARY SESSION)**

**CHAIRPERSON - ATUL GOEL, DOMINICO SOLARI, UDAY ANDAR,  
DEEPU BANERJI**

**CONVENOR-HARISH NAIK**

- |                  |   |
|------------------|---|
| 09.30 - 09.42 am | Endo-Exoscope in Spine Surgery : <b>Joachim Oertel</b>  |
| 09.42 - 09.54 am | Current Status And Future Direction Of ETV : <b>Abhaya Kulkarni</b>   |
| 09.54 - 10.06 am | Neuro-endoscopic Management of Hydrocephalus in the Fetal In-Utero Spina Bifida Surgery population : <b>Samer Elbabaa</b> |
| 10.06 - 10.18 am | USG Guidance In Endoscopic Brain Surgery : <b>Llewellyn Padayachy</b>   |
| 10.18 - 10.30 am | Technical Innovations In Endoscope And Exoscope : <b>Iype Cherian</b>   |
| 10.30 - 10.42 am | Spectrum of Robotic Assistance in Cranial Endoscopy : <b>Ayyadurai</b>  |
| 10.42 - 10.57 am | <b>DISCUSSION</b>   |





**SATURDAY**  
**30th March, 2024**

**HALL**  
**A**

**11.00 - 12.30 pm**

## **SKULL BASE ENDOSCOPY (PLENARY SESSION)**

**CHAIRPERSON - SURESH NAIR, VERNON VELHO, BASANT MISRA,  
TADASHI WATANABE**

**CONVENOR- SUYASH SINGH**

- |                 |   |
|-----------------|---|
| 11.00-11.12 am  | Endoscopic Surgical Strategies For Giant Parasellar Tumors : <b>Tadashi Watanabe</b>                |
| 11.12-11.24 am  | Reconstruction Techniques : <b>Dominico Solari</b>  |
| 11.24-11.36 am  | Expanded Endoscopic Approaches To Occipital Condole- A Cadaveric Study : <b>Dwarkanath Srinivas</b> |
| 11.36-11.48 am  | Endoscopic Extended Transnasal Surgery For Skull Base Meningiomas : <b>Masahiro Shin</b>            |
| 11.48- 12.00 pm | Endoscopy For Medial Cavernous Sinus Lesions : <b>Prakash Nair</b>                                  |
| 12.00-12.12 pm  | Endoscopic Transsphenoidal Surgery For Suprasellar Lesion : <b>K. Takeuchi</b>                      |
| 12.12-12.27 pm  | <b>DISCUSSION</b>   |





**SATURDAY**  
**30th March, 2024**

**HALL**  
**A**

**12.30 - 02.00 pm**

## **SPINE ENDOSCOPY (PLENARY SESSION)**

**CHAIRPERSON - P.S.RAMANI, SACHIN BORKAR, ABHAYA KUMAR,  
SENGER SEBASTIAN**

**CONVENOR- CHANDAN MOHANTY**

12.30 - 12.42 pm	3D- Cervical Spine Endoscopy : <b>Srinivas Rohidas</b>
12.42 - 12.56 pm	Percutaneous Cervical Spine Endoscopy : <b>Kang Taek Lim</b>
12.56 - 01.08 pm	Comparative Assessment Of Microendoscopic Discectomy ( MED) And Microlumbar Discectomy In Single Level Surgery : <b>JKBC Parthiban</b>
01.08 - 01.20 pm	Advance Endoscopic Lumbar Interbody Fusion : <b>Sukumar Sura</b>
01.20 - 01.32 pm	Role Of Endoscopic Application In OLIF : <b>Umesh Srikantha</b>
01.32 - 01.44 pm	Endoscopic CE-ULBD Technique: Ten Steps TO Treat Cervical Myelopathy With Clinical Insight : <b>Alex Lu</b>
01.44 - 02.00 pm	<b>DISCUSSION</b>
02.00 - 03.00 pm	LUNCH



**SATURDAY**  
**30th March, 2024**

**HALL**  
**A**


**03.00 - 04.00 pm**

## **CRANIAL AND VENTRICULAR ENDOSCOPY**

**CHAIRPERSON - K.K. BANSAL, LLEWELLY PADAYACHY, T.S.NADKARNI,  
HEMANT BHARTIYA**

**CONVENOR- ANSHU WARADE**

- |                  |   |
|------------------|---|
| 03.00 - 03.10 pm | Endoscopic Cisternostomy In Cp Angle Arachnoid Cyst- Nuances And Challenges : <b>Vinu Gopal</b> |
| 03.10 - 03.20 pm | Colloid Cyst: Microsurgery To Endoscopic Surgery : <b>Hemant Bhartiya</b>                       |
| 03.20 - 03.30 pm | ETV - Kleos or Odyssey : <b>K K Bansal</b>  |
| 03.30 - 03.40 pm | Endoscopic Management Of Cysts Involving The Third Ventricle : <b>Nishiyama Kenichi</b>         |
| 03.40 - 03.50 pm | Endoscopic Third Ventriculostomy Using Flexible Videoscope <b>Nobuyuki Nakajima</b>             |
| 03.50 - 04.00 pm | <b>DISCUSSION</b>   |



**SATURDAY**  
**30th March, 2024**

**HALL**  
**A**

**04.00 - 05.30 pm**

## **CRANIAL AND VENTRICULAR ENDOSCOPY**

**CHAIRPERSON - VYOM BHARGAVA, DEEPAK AGRAWAL,  
NARAYAN JAYASHANKAR, VIJAY PARIHAR**

**CONVENOR- KAMLESH RANGARI**

- 04.00 - 04.10 pm Spontaneous CSF Rhinorrhoea- Types And Surgical Nuances : **Ramesh Teegala**
- 04.10 - 04.20 pm Endoscopy In Skull Base Reconstruction : **Deepak Agrawal**
- 04.20 - 04.30 pm Reconstruction Approaches In Anterior Skull Base Surgeries: **Suneel Shah**
- 04.30 - 04.40 pm Technical Nuances Of Direct Endoscopic Suturing And Closure Of Skull Base Dura : An Early Experience Of 70 Cases : **Sushant Sahoo**
- 04.40 - 04.50 pm Plumbers Job As Neurosurgeon : **Deepak Bhangale**
- 04.50 - 05.00 pm Technique For Skull Base Repair With Bioabsorbable Scaffold : **Chaiyot Siangprasertkij**
- 05.00 - 05.10 pm Dural Substitutes in Dural Repair in Endoscopic Surgeries : **Rushabh Chheda**
- 05.10 - 05.20 pm Free Middle Turbinate Graft - An Adjunct For Skull Base Repair  
**Gurneet Singh Sawhney**
- 05.20 - 05.30 pm **DISCUSSION**
- 05.30 - 06.30 pm **VALEDICTORY CEREMONY**  
**CONVENOR- GURNEET SINGH SAWHNEY**





**SATURDAY**  
**30th March, 2024**

**HALL**  
**B**

**07.30 - 08.30 am**

## **THE SPECTRUM OF NEUROENDOSCOPY**

**CHAIRPERSON - PRAKASH NAIR, DWARKANATH SRINIVAS,  
DEEPAK BHANGALE, SHANKAR ATHAVALE**

**CONVENOR- KRISHNA SHROFF**

- |                  |  |
|------------------|--|
| 07.30 - 07.37 am | Endoscopic Vs. Microscopic Transsphenoidal Pituitary Adenoma In The Tertiary Centre : <b>Rajendra Shrestha</b>   |
| 07.37 - 07.44 am | Endoscopic Endonasal excision of pituitary adenomas :<br><b>Shankar Athavale</b>   |
| 07.44 - 07.51 am | Our Experience With Qevo As An Endoscopic Microinspection Tool :<br><b>Prashant Punia</b>  |
| 07.51 - 07.58 am | Fully Endoscopic Transvallecular Transforaminal Approach To The Fourth Ventricle- Concept, Technique & Application In Fourth Ventricle Epidermoid Tumors : <b>Soumya Ranjan Rana</b>   |
| 07.58 - 08.05 am | Tackling The Parasellar Extent Of Giant Suprasellar/Sellar Tumours Via Extended Trans Sphenoidal Endoscopy :Technical Aspects And Surgical Outcomes : <b>Dasagriva Rao Mahendrakar</b> |
| 08.05 - 08.12 am | Endoscopic Management Of Hypertensive Intracranial Bleeds Using Novel Sheath : <b>Shrijit Kumar</b>  |
| 08.12 - 08.19 am | Role of Hemostatic agents and Sealants in Endoscopic Transsphenoidal Surgery : <b>Sugat Milindrao Wasekar</b>  |
| 08.20 - 08.30 am | <b>DISCUSSION</b>  |



**SATURDAY**  
**30th March, 2024**

**HALL**  
**B**

**02.00 - 03.00 pm**

## **MEDTRONIC LUNCHEON SYMPOSIUM**

**CONVENOR - APURVA PRASAD**

02.00 - 03.00 pm

Robotics in Endoscopy: **Dr Stefan Wolfsberger**

**03.00 - 04.15 pm**

## **ENDOSCOPY BEYOND PITUTARY**

**CHAIRPERSON - MAHESH KURIYAL, RENUKA BRADOO, SUDHEER AMBEKAR,  
SURESH DUGANI**

**CONVENOR- SURVENDRA RAI**

03.00 - 03.10 pm

Endoscope Assisted Intracranial Pathology & Principle : **Suresh Dugani**

03.10 - 03.20 pm

Endoscopy In CP Angle Tumours : **Vijay Parihar**

03.20 - 03.30 pm

Endoscopy For MVD : **Rakesh Luhana**

03.30 - 03.40 pm

Endoscopy In Anterior Cranial Fossa Tumour Excision : **Anil Sharma**

03.40 - 03.50 pm

Intracranial Juvenile Neuroangiofibroma : **Renuka Bradoo**

03.50 - 04.00pm

Endoscopic Management Of CSF Rhinorrhea In Difficult Cases : **Survendra Rai**

04.00 - 04.10 pm

Extended endonasal Skull base Approaches : My Experience : **Rakshit Srinivas**

04.10 - 04.15 pm

**DISCUSSION**

04.15 - 05.30 pm

**NESICON NEURO QUIZ**  
**CONVENOR- MAZDA TUREL**





**SATURDAY**  
**30th March, 2024**

**HALL**  
**C**

**07.30 - 08.30 am**

## **OUTCOMES IN ENDOSCOPY -- SKULL BASE**

**CHAIRPERSON - SANJEEV KUMAR, ASHUTOSH KUMAR, SHASHANK JOSHI,  
NAREN NAYAK**

**CONVENOR - ANEESH GANDHI**

- 07.30 - 07.37 am Effects Of Sellar-Suprasellar Lesions On The Skull Base Anatomy In Pediatric Population –A Retrospective Case-Control Study : **Gowtham M**
- 07.37 - 07.44 am Pterional Key-Hole Approach For Anterior Cranial Fossa Meningiomas Is The Superior Technique - Our Experience : **Medha Vyas**
- 07.44 - 07.51 am Endoscopic Endonasal Surgery Outcomes In Pediatric Craniopharyngiomas : **Akhilesh Gowda G B**
- 07.51 - 07.58 am Various Vascularised Nasal Flaps Used In Anterior Skull Base Reconstruction And Tips For Preservation Of Olfaction During Endoscopic Endonasal Anterior Skull Base Surgery : **Janhvi Jayesh Bhate**
- 07.58 - 08.05 am A Single Institution Study Exploring Endoscopic Endonasal Approach For Clival Lesions: Looking Beyond Chordomas : **Shreyash Rai**
- 08.05 - 08.12 am Endoscopic Repair Of Spontaneous CSF Rhinorrhoea: **Draun Upadhyay**
- 08.12 - 08.19 am Endoscope only assisted Microvascular Decompression of Cranial Neuralgia secondary to Vascular Conflict : Single Institute Experience : **Karishma Reddy Rokkam**
- 08.20 - 08.30 am **DISCUSSION**



# PLATINUM SPONSOR

**Tyvalzi**  
Sovateltide for Injection 30 $\mu$ g



**Levipil**  
Levetiracetam 250/500/750/1000 mg / 500/1000/1500 mg Tablets  
Infusion 100 mg/ml / 500 mg/ml Oral Solution

**Gabantin<sup>®</sup> GRS**  
Gabapentin 300/600 mg extended release tablets

**MAXGALIN**  
PREGABALIN 50, 75, 150 mg Capsules

**Brevipil**  
Brivaracetam  
25/50/75/100 mg Tablets, 10mg/ml Oral Solution  
20mg/ml Injection

# PLATINUM SPONSOR



# Gabapin<sup>+</sup> NT

100  
200  
300  
400\*

Gabapentin 100/200/300/400 mg + Nortriptyline 10 mg Tablets

— Evidence, Experience, Excellence —

# Gabapin<sup>+</sup>

100  
300  
400  
600  
800\*

Gabapentin Tabs/Caps\*

— The Neuralgia Expert —

# PLATINUM SPONSOR



## Dycine Pharma

*We care for life...*



**Dycine Pharma**  
*We care for life...*

### **Dycical-Max**

Calcitriol 0.25mg + Omega 3 fatty acid (EPA 180mg + DHA 120mg) + Methylcobalamin 1500mcg + Folic acid 400mcg + Biotin 1.5mg + Calcium Carbonate 500 mg **Softgel Capsule**

### **Dalus-Forte**

Clonidine 500mg + Piracetam 800mg **Tablet**

### **Levalty**

Levetiracetam 250/500/750/1000mg **Tablet**  
100 ml Syrup 5 ml **Injection**

### **Egeptin**

Betahistine HCl 8/16/24mg and 48mg **100 Tablet**

### **EPREGRES<sup>®</sup> Unique 12**

### **Zymaptin-NT**

Gabapentin 100/300/400mg + Nortriptyline 10mg **Tablet**

**Dycine Pharmaceuticals Ltd.**

1431, Greenway Drive, 8th Floor, Irving, TX 75038, USA  
[www.dycinepharma.com](http://www.dycinepharma.com)



# SILVER SPONSOR

**Osteopore®**

## Why cover burr holes after trephination?

Patients expect more than just the performance of a basic surgical procedure, according to an analysis over 80 years of neuro patient care<sup>1</sup>

Reports of functional handicaps in daily activities

**33.9%**  
Higher reports having isometric inferiority complex

**22.3%**  
Higher reports having functional handicaps during daily-life activities<sup>2, 3, 4</sup>

**85%**  
No significant increase in complications

Lower incidences of scalp depression with no significant increase in complication rates shown in 5-month and 9-month studies<sup>5, 6, 7, 8</sup>

1. Journal of Neurology, 2003, 250, 10, 1000-1005  
2. Journal of Neurology, 2003, 250, 10, 1000-1005  
3. Journal of Neurology, 2003, 250, 10, 1000-1005  
4. Journal of Neurology, 2003, 250, 10, 1000-1005  
5. Journal of Neurology, 2003, 250, 10, 1000-1005  
6. Journal of Neurology, 2003, 250, 10, 1000-1005  
7. Journal of Neurology, 2003, 250, 10, 1000-1005  
8. Journal of Neurology, 2003, 250, 10, 1000-1005

**Osteopore®**

## Osteomesh® for Endoscopic Transsphenoidal Skull Base Surgery

Scan to search  
about cases

**BEFORE**      **AFTER**

**Osteopore®**

## Osteoplug®-C for Shunts

- Ease of maintaining shunt position
- Support neobone formation

**Aesculap MINOP®**  
system-Bi-manual intraventricular  
neuroendoscopic system

# STALL SPONSOR





**Conference Secretariat**

**VAMA EVENTS PVT LTD.**, Kohinoor Square Phase I, B Wing, Office No. 1004, 10th Floor,  
N.C. Kelkar Road, Shivaji Park Dadar West Mumbai - 400 028 Email : [conferences@vamaevents.com](mailto:conferences@vamaevents.com)  
Tel. No. : 022 35131930 - 33, | 022 46052832